



# Graduate Admissions

Carol W. Shanklin, Ph.D.



Dean, Graduate School



# **WHY IS THE APPLICATION PROCESS SO IMPORTANT?**

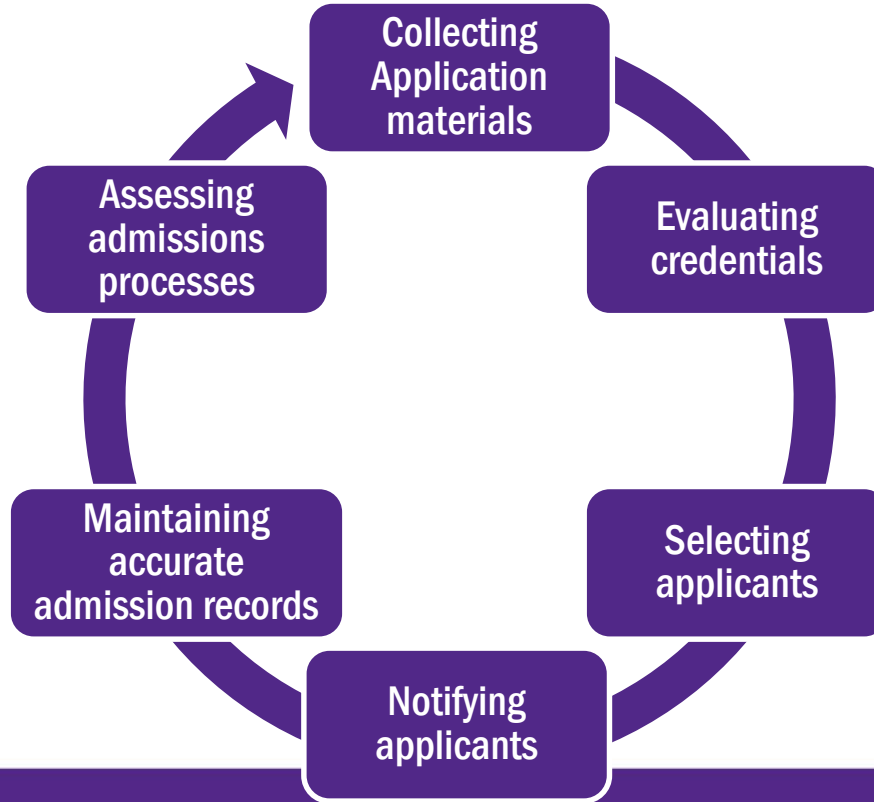


# Goals of Admission Processes

- 
- Provides closure to recruitment program
  - Facilitate the matriculation of applicants with greatest potential to complete degree
  - Matches applicant's knowledge, skills, attributes and interests with program characteristics and a graduate mentor
- 



# Admissions Process



# Administration of Admissions

The diagram consists of two large purple arrows pointing in opposite directions, one to the left and one to the right. The left arrow is labeled 'Technical Functions' and the right arrow is labeled 'Policy Making'. The two arrows are connected at their inner ends by a white, ribbon-like shape that curves over the top and under the bottom, suggesting a continuous or interconnected process.

**Technical  
Functions**

**Policy Making**



# Technical Functions

**Collecting  
Application  
Materials**

**Evaluating  
Credentials**

**Entering and  
maintaining  
admissions data**

**Tracking  
applicants  
through the  
systems**

**Communicating  
with applicants  
through the  
process**



# Policy Functions

- Determining and assessing admission policies
- Establishing and maintain admissions standards



# Structure of the Admission Process

**Centralized Admission**

**Decentralized**

**Collaborative Model**





# Centralized Model

Minimum admission's standards determined by governing body

Centralized collection of application materials

Initial Review of credentials

Program/  
department  
make admissions  
recommendation

# Centralized Model (Continued)

Admissions  
processed  
centrally

Communication with  
Applicant

Maintenance of  
Records

Review of policies  
and procedures

# Decentralized Model

## College/ Department

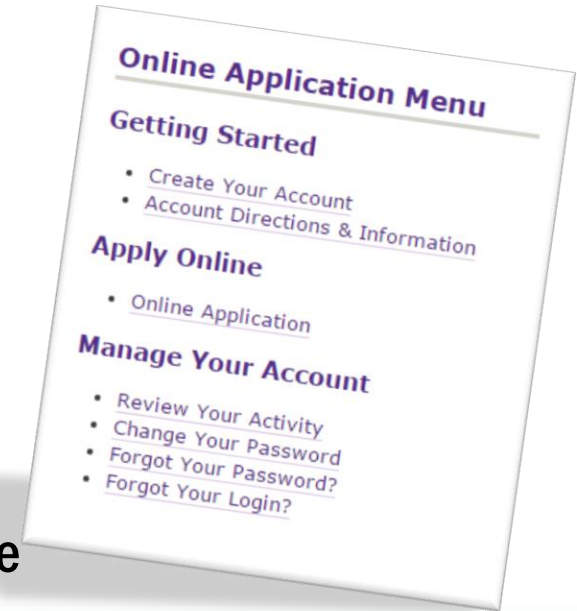
- Sets admission standards
- Determines admission processes
- Administers the review and processing of applications
  - Communicates with students
  - Maintain records

# Blended or Collaborative Model

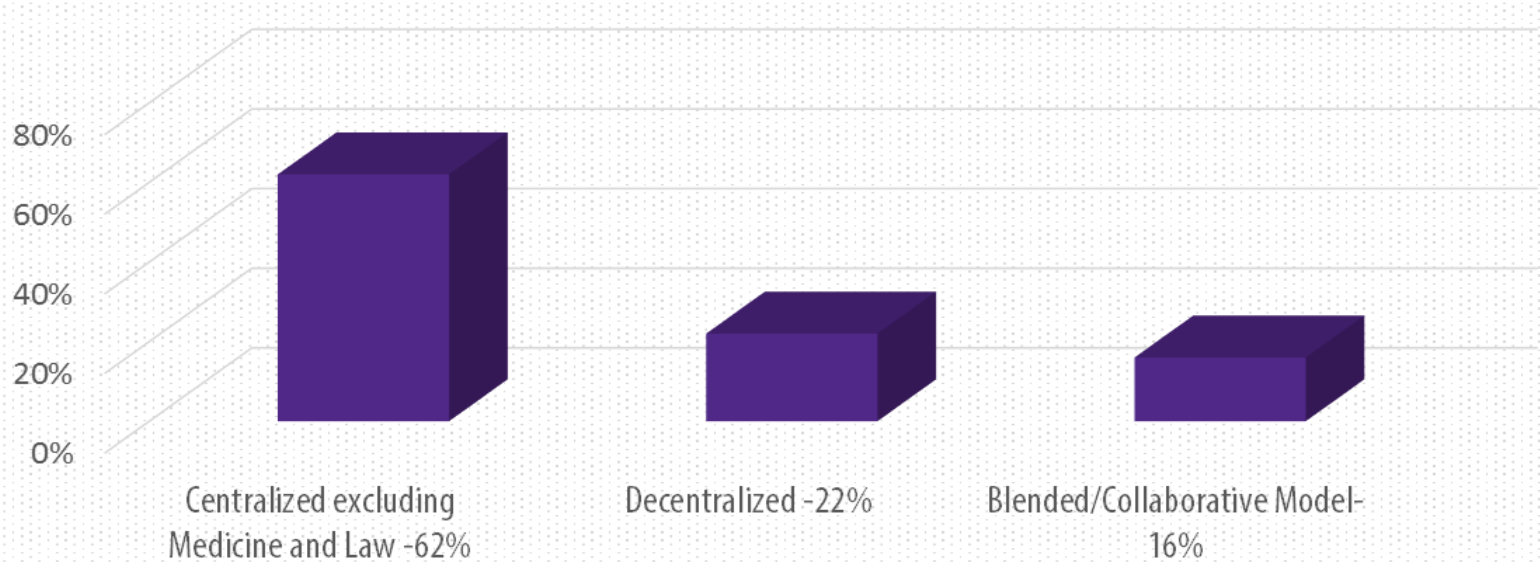
## Distributions of processes varies

- Size and complexity of college or university
- Availability resources
- Efficiency of operations if centralized
  - Online application
  - Collection of application fees
  - International credential review
- Reviewing requiring discipline specific expertise

Apply now



# Distribution of Model



(Source: NAGAP, 2003)



# Policy Decisions

## Decision on degree of selectivity

## Minimum admission standards

- GPA
- GRE and other standardized test scores

## International admission's requirements

- Language Proficiency
- Degree equivalency

# Policy Decisions (Continued)

## Stipend level and benefits

- Monthly stipend
- Tuition and fees paid
- Health Insurance

## Application fees

- Amount
- Waiver policy
- Allocation of fees

## Admission Deadlines

## Fixed data vs rolling admission dates

## Cohort vs individuals

## Admission categories and criteria

- Regular
- Probationary
- Provisionally

# Policy Decisions (Continued)

**Dear Willie the Wild Cat,  
Congratulations!  
You've been  
accepted into  
Graduate School.**

## Legal authority to offer admission

- Administrative person who has sole authority to offer admission to a graduate program
- Example: Dean of Graduate School

## Admission offer in writing

- PDF document sent electronically via email
- Letter mailed or shipped
- E-ship Global service for international students





# Resolution Regarding Graduate Scholars, Fellow, Trainees and Assistants

April 15<sup>th</sup>



# Data Driven Decision Making From Admission Information

**Admitted vs. Matriculated/enrolled**

**Assessment of reasons for not enrolling**

- Financial support packet
- Ability to work with faculty members
- Physical Facilities
- Research expertise of faculty
- Personal factor
- Other factors

# Data Driven Decision Making From Admission Information

Retention rate

Graduation rate

Demographic profile of students

Enrollment management

Feeder schools

- STEM field
- Underrepresented students





# Outcomes



Higher retention

Higher graduation rates

More satisfied graduate students, faculty and alumni

Higher quality graduate programs

Effective enrollment management