



Listening. Learning. Leading.®

The **TOEFL**® and **GRE**® Tests

An Update from ETS

**2015 CGS Summer Workshop
July 14, 2015**

David Payne, Ph.D.
Vice President and COO
Global Education Division



TOEFL® Board Members

Fanta Aw	American University
Joanne Barker	The University of Adelaide, Australia
Kim Bartlett	McGill University, Canada
Kelley Brayton	Santa Monica College
Keith Brown	Teesside University, United Kingdom
Jonathan Burdick	University of Rochester
Sheila Embleton	York University, Canada
Bridget Herrera	Escola Americana de Campinas, Brazil
Nancy Marcus	Florida State University
Steve Matson	The University of North Carolina at Chapel Hill
Norman J. Peterson	Montana State University
Henning Schroeder (Board Chair)	University of Minnesota
Keith Todd	Greenhill School
Robert A. Watkins	The University of Texas at Austin
Sara Weigle	Georgia State University
John J. Wood	University at Buffalo, The State University of New York



GRE® Board Members

William Andrefsky	Washington State University
Robert Augustine	Eastern Illinois University
Robin Garrell	University of California, Los Angeles
Noreen Golfman	Memorial University
Jacqueline Huntoon (Board Chair)	Michigan Technological University
Frances Leslie	University of California, Irvine
Steven Matson	University of North Carolina at Chapel Hill
Dwight McBride	Northwestern University
Paula McClain	Duke University
Suzanne Ortega (Ex-Officio)	Council of Graduate Schools
Abigail Panter	University of North Carolina at Chapel Hill
Lakshmi Reddi	Florida International University
Janet Rutledge	University of Maryland, Baltimore County
Henning Schroeder	University of Minnesota
Mark J. T. Smith	Purdue University
Susan Stites-Doe	The College of Brockport, State University of New York
Peter Weber	Brown University
Karen Weddle-West	University of Memphis



New *ETS*® Data Manager



Copyright © 2015 by Educational Testing Service. All rights reserved. ETS, the ETS logo, LISTENING. LEARNING. LEADING., GRE, TOEFL, and TOEFL iBT are registered trademarks of Educational Testing Service (ETS) in the United States and other countries. All other trademarks are property of their respective owners. 31669

Listening. Learning. Leading.®

The New *ETS*[®] Data Manager

- **A special online portal just for official *GRE*[®] and *TOEFL*[®] score users.**
- The ETS Data Manager can be used by approved individuals to access GRE or TOEFL score information, test-taker data, special reports and more.
 - Users can view score report data currently being sent to them by ETS.
- This tool allows for fast and convenient viewing capabilities, test-taker lookup information and easy data manipulation, all designed to enhance your current admissions flow and complement the traditional GRE and TOEFL score reporting services.



ETS® Data Manager Capabilities

- **The ETS Data Manager enables score users to:**
 - Access *GRE*® data and *TOEFL*® data via the same username and password
 - View individual score reports online
 - View and download rosters of test takers, including score data
 - View test-taker photos
 - View GRE Analytical Writing essay responses
 - Download score reports or score report data in multiple formats
 - Receive automated server-to-server data feeds



Spreading the Word: Step-by-Step

PRELAUNCH PHASE

Early Bird Communications

Oct.–Dec. 2014

- Two-wave email campaign to deans encouraging identification of primary user
- Email to central score recipient on file
- Form application and informational landing page available on ets.org
- CGS Annual Meeting Announcement (ETS Breakfast)

LAUNCH PHASE

Public Notice of Launch

Dec. 2014–Jan. 2015

- Launch of Data Manager
- Front Door Update on institutional portion of ets.org
- Expanded informational web pages on ets.org
- Notification email to all primary and secondary users that system is live

POSTLAUNCH PHASE

Expanded Communications

March 2015–Ongoing

- Reminder email campaign to deans
- Stories in March 2015 and June 2015 eUPDATE editions
- Announcements at NAGAP, NAFSA, CGS Regionals, AACSB and more
- Post-conference emails
- Informational flyers
- Campus visit presentations
- TODAY – CGS Summer Workshop!



Early Response is Impressive

As of end of June 2015, many official **GRE**[®] and **TOEFL**[®] score-using institutions have created **ETS**[®] Data Manager accounts and designated primary and secondary users:

	GRE Test	TOEFL Test
User Accounts Approved	1,970	2,650
Number of Lead Administrators	864	1,242
Number of Secondary Administrators	1,106	1,408
Score Recipient Codes Represented	906	1,177



Encourage Your Staff to Complete an Application

1. The Graduate Dean identifies one or more Lead Administrators to approve and manage user access at your institution.
2. Each Lead Administrator completes the online application at www.ets.org/portal.
3. ETS verifies the information and approves the application (approximately 7–10 days).
4. Upon notification of approval, the Lead Administrators can log on to the system and begin accessing **GRE**[®] and/or **TOEFL**[®] score information.
5. Additional Lead Administrators and Secondary Users can gain access by completing the online application at www.ets.org/portal.



A Closer Look at the *ETS*[®] Data Manager



Copyright © 2015 by Educational Testing Service. All rights reserved. ETS, the ETS logo, LISTENING. LEARNING. LEADING., GRE, TOEFL, and TOEFL iBT are registered trademarks of Educational Testing Service (ETS) in the United States and other countries. All other trademarks are property of their respective owners. 31669

Listening. Learning. Leading.[®]

Users Can Get More Information, Sign In or Request Access at www.ets.org/portal

About the ETS® Data Manager in the ETS Portal

› About the ETS Data Manager in the ETS Portal

Scores Online

Roles

Automated Server-to-Server Data Feeds

Frequently Asked Questions

Contact Us

ETS is pleased to introduce the new ETS® Data Manager for official *GRE*® and *TOEFL*® score users. The ETS Data Manager offers easy, on-demand, secure access to score information and test-taker data — free to institutions and organizations that have a GRE or TOEFL score reporting code.

Viewing Scores Online

After signing in to the ETS Data Manager, approved users can quickly and conveniently view GRE or TOEFL score information currently being sent to them by ETS. Learn more about [accessing scores online through the ETS Data Manager](#).

Requesting Access to the ETS Data Manager

Maintaining data integrity and test-taker privacy is very important to ETS, and we know it is important to all higher education professionals. It is critical to safeguard the information made available through the ETS Data Manager. Each institution or organization receiving GRE and/or TOEFL scores directly from ETS is asked to identify one or more Lead Administrators for each testing program (GRE and TOEFL) who will be responsible for managing data access privileges for the institution.

Sign in to the ETS Portal

If you have been approved to access the ETS Data Manager in the ETS Portal, sign in below.

[Sign In](#)

[Request Access](#)

Related Links

- [GRE Website](#)
- [TOEFL Website](#)

Sign In to the ETS Portal

This portal is intended for authorized institutions, organizations and other approved ETS clients only.

* Username

* Password

Sign In

[Forgot Username?](#) |

[Forgot Password?](#)



ETS Portal Home



GRE® Tests

[ETS Data Manager for GRE Scores](#)

[Guidelines for the Use of GRE Scores
Score Interpretation
Guide to the Use of Scores \(PDF\)
GRE Website](#)

TOEFL® Tests

[ETS Data Manager for TOEFL Scores](#)

[Interpret TOEFL Scores
Score Use
TOEFL Website](#)

John Smith

[View/Update My Profile](#)

Manage My Users

[Review Requests](#)
[Manage Existing Users](#)

[+ Add New User](#)


Enter one or more search criteria below.


[My PDF Downloads \(1\)](#)

Search criteria: ▲

Test Date Report Date

Test Date Range

Start: 


End: 

Test Taker Name

Last Name:

First Name:

Other Criteria

Date of Birth: 

Registration No.:

Test Name: ▾

Department: No Department Designated
 All Departments

Users can search for **GRE®** score reports by:

- Test date
- Report date
- Test date range
- Test-taker name
- Other criteria

Enter one or more search criteria below.

[My PDF Downloads \(1\)](#)

Search criteria: Test Start: 11/12/2012, Test End: 11/12/2014, Test: All, Departments: No Department Designated, All Departments ▾

Drag a column header and drop it here to group by that column

<input type="checkbox"/>		Report Date ▾	Last Name ▾	First Name ▾	Date of Birth	SSN	Test Date ▾	Test Name	Department
<input type="checkbox"/>	View	05/15/2013	NQZZQVXBSA	ADQNQJDFMTQN	01/01/1989		05/06/2013	Revised General Test	BUSINESS ADMIN & MGMT-OTHER
<input type="checkbox"/>	View	06/07/2013	YXZZQNBCG	JNQZLJBNNNSU	01/01/1988		05/29/2013	Revised General Test	OPERATIONS MANAGEMENT
<input type="checkbox"/>	View	05/15/2013	NCBJ	ISWQFMTQN	01/01/1989		05/06/2013	Revised General Test	BUSINESS ADMIN & MGMT
<input type="checkbox"/>	View	04/17/2013	WQBNQFJWJ	YNQFQUD-UMGWSUD	01/01/1985		04/09/2013	Revised General Test	--NONE--
<input type="checkbox"/>	View	05/17/2013	FQUWJZZX	RSXNS	01/01/1983		05/08/2013	Revised General Test	ANY DEPARTMENT NOT LISTED


⏪ ◀ 1 ▶ ⏩ 25 items per page 1 - 5 of 5 items

Report Type: Test Taker Report ⓘ Roster View ⓘ

Export Format ▾

Export

This slide shows search results. Score report data can be viewed or exported to PDF or Excel® formats.



This slide shows a GRE[®] score report.

Users can access photos of test takers by clicking on the icon.

NQZZQVXBSA, ADQNQJDFMTQN

Last (Family/Surname) Name, First (Given) Name Middle Initial.

OO-1, #72-65/1 ,GWJNTQGQ
 VIJAYAWADA, 521137
 INDIA

Email: ADQNQJD8308@ETQCV.ZBT

Phone: 8804418484

Date of Birth: 01/01/1989 (MM/DD/YYYY)

Gender: Male

SSN: (Last 4 digits)

Intended Graduate Major

Code	Name
1204	Electronics Engineering


Most Recent

Test Date (MM/DD/YYYY)	Registration Number	Report Date (MM/DD/YYYY)
05/06/2013	05137949559	05/15/2013

Recipient

Inst. Code	Institution Name	Dept. Code	Department Name
7578	ASIAN INSTITUTE OF MANAGEMENT	4299	BUSINESS ADMIN & MGMT-OTHER

General Test Scores

Test Date (MM/DD/YYYY)	Verbal Reasoning*				Quantitative Reasoning*				Analytical Writing		
	Prior Format		Current Format		Prior Format		Current Format		Score	% Below	
	Scaled Score	Estimated Current Score	Scaled Score	% Below	Scaled Score	Estimated Current Score	Scaled Score	% Below			
 Photo	05/06/2013	-	-	147	32	-	-	162	84	2.5	6

NS = No Score (indicates that no questions were answered in a section)

* The GRE[®] Verbal Reasoning and Quantitative Reasoning score scales changed in August 2011. For tests taken beginning August 2011, scores will be printed in the "Current Format" columns. For tests taken before August 2011, scores on the prior scales and the corresponding estimated scores on the current scales will be printed in the "Prior Format" columns.

This report of scores is valid only if received directly from ETS[®]. Also, GRE scores are confidential and should not be released by the recipient without the explicit permission of the test taker. All staff with access to score records should be explicitly advised of their confidential nature.

The GRE Guide to the Use of Scores contains guidelines describing both the appropriate uses of GRE scores and the limitations of their use. The Guide also contains information about GRE test content, scoring, and statistical information. To view the Guide, visit www.ets.org/gre/edupubs.

GRE score users who have questions about score interpretation are advised to contact the GRE Program at 1-609-683-2002 or gretests@ets.org.

For more information about GRE tests and services, visit www.ets.org/gre.

Feedback from Users is Very Positive

- ETS collected considerable feedback during the planning, development, and prelaunch stages
- Now that *ETS*[®] Data Manager is live, we continue to listen
- Early users have shared very positive feedback
 - Works well
 - Easy to use
 - Adding and managing secondary users is easy
 - **Have been waiting for this type of service!**



Coming Soon: New Data Reporting Functionality



Copyright © 2015 by Educational Testing Service. All rights reserved. ETS, the ETS logo, LISTENING. LEARNING. LEADING., GRE, TOEFL, and TOEFL iBT are registered trademarks of Educational Testing Service (ETS) in the United States and other countries. All other trademarks are property of their respective owners. 31669

Listening. Learning. Leading.®

Data Reporting Functionality

- Users will be able to create summary data reports that provide information about the total test-taking population and about individuals who have sent scores to their institution.
 - The summary data reports will not provide information about individual test takers.
- Will allow users to look at applicant data in numerous ways to help support recruitment, outreach and institutional research efforts.
- The data reporting functionality will be provided in the **ETS[®]** Data Manager free of charge.



Data Reporting Functionality (continued)

- Quick Reports and Custom Reports can be created
 - Quick Reports (**GRE**[®] only) are predefined data reports that provide summary data frequently requested by users.
 - Custom Reports (GRE and **TOEFL**[®]) allow users to build their own summary data reports for different test-taker groups.
- Data reports can include total GRE or TOEFL population data and/or institution data.
- Data reports can be saved so the user can run them again with updated data.
- Data reports can be downloaded to Excel or PDF files.



GRE[®] Quick Reports

- Users can select from the following:
 - Number of Years of Data: one year or five years
 - Tests: **GRE[®]** revised General Test, **GRE[®]** Subject Tests, All GRE tests
 - Testing Years: July 2010–June 2011 through July 2014–June 2015
- For each **GRE[®]** revised General Test measure and each Subject Test, the report includes:
 - A distribution of the scores the institution received
 - The number of test takers (N), mean and standard deviation of the scores the institution received
 - The N, mean and standard deviation of the total test population



Sample 1-Year GRE® Quick Report

Search criteria: Report For: 1 Year Institution, Test: All, Year: JUL-2013 TO JUN-2014

GENERAL TESTS	Distribution of Scores									Total Institution			Total Test Population		
	130 - 134	135 - 139	140 - 144	145 - 149	150 - 154	155 - 159	160 - 164	165 - 169	170	N	MEAN	SD	N	MEAN	SD
Quantitative Reasoning Score	18	117	290	641	1,196	1,751	2,412	2,944	1,779	11,148	161.2	7.8	573,212	152.5	8.9
Verbal Reasoning Score	54	172	482	1,022	1,909	2,515	2,570	1,915	506	11,145	157.7	7.9	573,212	150.2	8.5

GENERAL TESTS	Distribution of Scores							Total Institution			Total Test Population		
	0*	0.5 - 1.0	1.5 - 2.0	2.5 - 3.0	3.5 - 4.0	4.5 - 5.0	5.5 - 6.0	N	MEAN	SD	N	MEAN	SD
Analytical Writing Score	0	4	149	2,483	4,230	3,325	948	11,139	4.0	0.9	573,212	3.5	0.9

SUBJECT TESTS	Distribution of Scores					Total Institution			Total Test Population		
	200 - 490	500 - 590	600 - 690	700 - 790	800 - 990	N	MEAN	SD	N	MEAN	SD
Biochem., Cell & Molecular Biology Total Score	4	3	18	6	1	32	633.1	92.7	1,703	525.0	91.2
Biology Total Score	0	2	2	12	15	31	780.0	85.8	1,241	669.9	115.8
Chemistry Total Score	3	18	71	90	137	319	764.8	111.2	2,980	702.3	114.0
Literature in English Total Score	28	50	82	34	1	195	606.5	94.4	1,713	542.7	98.9
Mathematics Total Score	13	28	62	106	284	493	788.4	117.6	4,837	660.5	136.9
Physics Total Score	9	38	72	144	531	794	842.7	132.6	6,004	700.8	154.0
Psychology Total Score	0	3	7	13	0	23	692.6	71.8	4,734	613.3	104.1

GRE[®] Custom Reports

- Tests: **GRE[®]** revised General Test or a **GRE[®]** Subject Test
- Scores:
 - Individual measures of the GRE revised General Test
 - Subject Test total scores and subscores, if available
- Institution/Group:
 - Total test population
 - Institution
 - Department (within Institution)
- Test Date Range or Testing Year (July–June):
 - For Test Date Range, users can enter a beginning and ending month/year
 - Data from testing years 2010–11, 2011–12, 2012–13, 2013–14 and 2014–15 are available



GRE[®] Custom Reports (continued)

- Variables:
 - Gender
 - Age
 - Racial/Ethnic Group (U.S. citizens only)
 - U.S. citizenship status
 - Country of citizenship
 - Current educational level
 - Undergraduate major field
 - Years of postgraduate full-time work experience
 - **Graduate degree objective (e.g., master's)**
 - Enrollment preference (part-time or full-time study)
 - Intended graduate major field
 - Program format (on campus, online, both, undecided)
- Statistics: Mean, standard deviation, median, percentage, performance range and frequency distribution



Sample 1-Year GRE® Custom Report: GRE® revised General Test Mean Scores by Gender and Enrollment Preference

Search criteria: Revised General Test, Verbal Reasoning Score, Quantitative Reasoning Score, Analytical Writing Score, JUL-2013 TO JUN-2014, Gender, Enrollment Preference, Mean

Report: Project1

[Edit](#)

Score Type	Administration Date	Institution	Gender	Enrollment Preference							
				Full Time		Part Time		Undecided		No Response	
				N	Mean Score	N	Mean Score	N	Mean Score	N	Mean Score
Verbal Reasoning Score	JUL-2013 TO JUN-2014	Total Test Population	Male	156,385	150.8	10,316	152.4	12,085	151.0	80,218	147.2
			Female	183,118	150.9	15,239	150.6	16,047	151.7	73,103	148.6
			No Response	7,974	153.3	760	151.6	894	153.9	17,073	152.0
Quantitative Reasoning Score	JUL-2013 TO JUN-2014	Total Test Population	Male	156,385	154.8	10,316	151.1	12,085	153.5	80,218	155.6
			Female	183,118	150.3	15,239	146.2	16,047	149.3	73,103	152.4
			No Response	7,974	151.1	760	147.5	894	150.2	17,073	150.6
Analytical Writing Score	JUL-2013 TO JUN-2014	Total Test Population	Male	156,385	3.5	10,316	3.6	12,085	3.5	80,218	3.1
			Female	183,118	3.7	15,239	3.6	16,047	3.7	73,103	3.3
			No Response	7,974	3.8	760	3.6	894	3.8	17,073	3.6

Statistics are based on test takers' most recent GRE scores.

Statistics are not reported for distributions based on fewer than 30 scores for the total test population or on fewer than five scores for the institution data.

On the General Test, only test takers with valid scores on all three measures are included in the statistics for the total test population. Institution data includes all test takers regardless of whether they received valid scores on all three measures; therefore, the total number of scores may differ for each measure.

The GRE revised General Test was administered beginning on August 1, 2011.

TOEFL[®] Custom Reports

- Tests: *TOEFL IBT*[®] Test or *TOEFL PBT*[®] Test
- Scores:
 - Individual measures of the TOEFL Test
- Institution/Group:
 - Total test population
 - Institution
 - School (within Institution)
- Test Date Range:
 - Users can enter a beginning and ending month/year



TOEFL® Custom Reports (continued)

- Variables:
 - Gender
 - Native Language
 - Country of Birth
 - Test Center Country
 - Country hoping to study, work or settle in
 - Intended date of enrollment
 - Desired field of study
 - Main reason for taking the TOEFL test
 - Time spent studying English in a middle/high school or a college/university
 - Next level of study
 - Time spent studying English in a secondary or postsecondary school
 - Age Range
- Statistics: Mean, standard deviation, percentile



Sample 1-Year TOEFL® Custom Report: TOEFL IBT® Test Mean Scores by Gender

Search criteria: IBT TOEFL Test, IBT Reading, IBT Listening, IBT Speaking, IBT Writing, IBT TOTAL SCORE, July, 2013, June, 2014, Gender: Male , Female , No Response

Report: Project1

[Edit](#)

Score Type	Administration Date	Institution	Gender	N	Mean Score
IBT Reading	JUL-2013 to JUN-2014	Total Test Population	Male		22.9
			Female		22.2
			No Response		23.3
IBT Listening	JUL-2013 to JUN-2014	Total Test Population	Male		22.8
			Female		22.4
			No Response		23.2
IBT Speaking	JUL-2013 to JUN-2014	Total Test Population	Male		21.6
			Female		22.2
			No Response		21.6
IBT Writing	JUL-2013 to JUN-2014	Total Test Population	Male		22.5
			Female		22.6
			No Response		22.7
IBT TOTAL SCORE	JUL-2013 to JUN-2014	Total Test Population	Male		89.7
			Female		89.5
			No Response		90.8

Statistics are based on test takers' most recent TOEFL scores

Not Sure If Your Institution Is Signed Up?

- Give me your business card or send an email to ETS Code Control at institutionportal@ets.org.
- We will send you an email this month with the name of your **institution's Lead Administrator(s)**.
- If we find that your institution is not registered, we will send you information on how to do so.



For Additional Information

- For more information about the *ETS*[®] Data Manager or to request access, visit www.ets.org/portal.
- If you have questions about the ETS Data Manager, contact ETS Code Control:
 - Phone: **1-855-242-6478** (toll-free in the United States, U.S. Territories and Canada)
1-609-310-3252 (all other locations)
 - Email: institutionportal@ets.org

